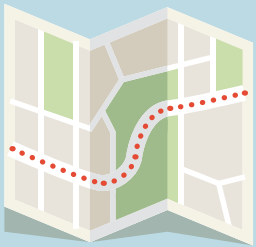


# IN CASE OF EMERGENCY BE PREPARED

It's almost impossible to predict when a crisis may occur, but there are a few basic measures you can take to be prepared for unexpected weather or life events.



## KNOW YOUR EVACUATION ROUTES

These may change depending on the situation, so you'll want an idea of the different scenarios you may face. Identify your area's major evacuation centres.



## SELECT YOUR MEETING PLACES

Set one in the neighbourhood, one in town and one out-of-town. That way, your family can regroup if something pops up when you're not together.



## STAY CONNECTED

Sign up for emergency alerts from your local municipalities. Police Facebook and Twitter pages are great sources for real time updates during emergencies.




## ASSIGN ROLES

Discuss what each family member will handle in an emergency. For example, mom turns off the electricity and water, dad gets the important documents, kids get the pets, etc.



## COLLECT IMPORTANT DOCUMENTS

Store physical documents like birth certificates, financial information and family records in a fireproof or waterproof box and take it with you in an evacuation.



## CONSIDER A GENERATOR

Generators will help you keep the lights on should you lose power. Some are powered by gas, others by rechargeable battery or solar.



## STOCK UP

See what already you have. If the electricity goes, use the food in the fridge first before consuming non-perishables. Have at least three days' worth of bottled water ready.

# KEEPING YOUR PETS SAFE DURING AN EMERGENCY

If you've got a four-legged friend or another pet in your family, make a plan for them too!




## YOUR PET'S EMERGENCY KIT



3-7 days worth of food and water




Extra litter/  
disposable trays



Travel carrier



**Pet's documents**  
Medical records  
and current  
photos (in case of  
separation)



Cage liners



Blankets



Extra collar,  
harness or leash



Garbage bags



## ACCESS AN ANIMAL EMERGENCY KIT FROM HUMANE CANADA.

Includes a window sticker so rescuers know if your pet is still in the home during a rescue.

**GOING TO AN EVACUATION SHELTER? LOOK FOR ONE THAT ALLOWS PETS SO YOU'RE NOT TURNED AWAY.**